



A Grand Strand Scale Modelers Publication
Since 2018
Volume 7 #5, May 2024

2023-2024 Club Officers

President

Rick Reinert
GSSMPres@gmail.com

VP / Newsletter

Steve "Chaz" Chorazewitz
GSSMVPres@gmail.com

Webmaster

Mike Fleckenstein
modlrfeck@yahoo.com

Treasurer / Secretary

Phil Cavender
cavenderpw@gmail.com

Next Meeting is

10:30 AM - Saturday – 15 June 2024

At

Horry County Memorial Library – Socastee
141 707 Connector, Myrtle Beach, SC 29588

[Google Maps](#)

Meeting Minutes for May 18, 2024 Grand Strand Scale Modelers

May's meeting was held at the Socastee County Library starting at 10:30 AM, May 18th. There were **15** members in attendance.

- **Rick called the meeting to order:**

- Rick welcomed all members and asked if anyone had pressing issues to add to the meeting's agenda.
 - Reintroductions all around due to the number of visitors & returning snow-birds being back in town.
 - Bill Brown was back in town and Jeff Jenson (CHI-town) was vacationing at Myrtle Beach. Jeff is an IPMS/USA member and looks forward to seeing some of us in Madison....the 2024 Nationals.
- The meeting focused on:
 - BeachCon 2025
 - Scheduled for **29 March 2025**.
 - Theme Discussion (*see below*).
 - Flyer Discussion – Less “noise”...cleaner look.
 - Presently, the General Robert H. Reed Recreation Center is still the front runner, however, there is still the table rental issue.
 - The Crown Reef was suggested.
 - Harry will investigate the availability of Myrtle Beach Mall as it was used for model railroad convention “recently”. Plenty of parking, “build to suit”, and plenty of room....could be a possibility.
 - If anyone else has any other possible locations to suggest, please bring them up at the meeting.
 - Implement Electronic Registration for 2025 & Payments. (Phil/Rick)

- **Other Items**

- **July Meeting:** GSSM's July meeting conflicted with IPMS/USA Nationals, and DownEastCon 2024 so it has been rescheduled for **27 July**. PLEASE make a note of it!!
- **New Group Build: “Road Rage”** has been selected for the **September 2024** Group Build. Cars, trucks, motorcycles.....regular civilian vehicles all the way up to Mad Max cars. NASCAR, NHRA, and Indy stuff works too..... Gentlemen, start your engines & good luck!! P/s: I think John Davis should judge this one....we don't need a “ringer”....
- **Scott Vanetten** was the big winner for the **Not Another Messerschmidt Group Build!!** Chaz is investigating a new award to be used for the group builds.

New & Ongoing Business:

GSSM Scheduling: (Note....ALL dates are subject to change due to events or library availability.)

June 15 2024	<i>John Davis</i>	<i>Painting/Finishing Automobile Kits</i>	Smoothing out those rough edges to get that special finish!
Aug 17 2024	<i>Rick Reinert</i>	<i>Wood Simulation</i>	Whether it's WWI propeller's or P-51 plywood cockpit floors, Rick's can help you get your wood.....effect to be closer to realism.
Sept 21 2024	<i>Mike Fleckenstein</i>	<i>Tarps</i>	Not just for armor....but for aircraft too!!
Oct 19 2024	<i>Scott Vanetten</i>	<i>Dry Brushing</i>	It's all in the wrist!!
2024	<i>John Davis</i>	<i>NASCAR Window Nets</i>	Get your realism mojo on!!
2024	<i>Andrew Rasis</i>	<i>Grow Them Trees!</i>	Andrew has agreed to show us all how he makes those fascinating diorama trees. Hopefully, MiniArt will have scale racoons, squirrels, and birds soon....



We ARE looking or demonstrations for 2024 & 2025!!

Canopy Polishing	Best methods and how to!! You can polish the floors too....
Masking Techniques	Tape, masking fluid, other mediums, and techniques
Scribing	Tools, techniques, & tips.
Weathering	Too general so we would break it up into specific demos.
Figure Painting	Maybe we can get Calvin Tan to drop by....
Vacuum Forming Items	Especially canopies....
Using YouTube for Modeling	Techniques, Tips, & Research. If you're not using it....you SHOULD!
Using Foam Board	Ah, so THAT's why Lowes & Home Depot have that stuff..... Using a good foam cutter (Andrew & Chaz)
Making Waves	Ok, how to make water.....and you wonder why we would use the Foam Board demo first....
Adding Electronics to your build.	Andrew & Joe Baxter have the Ins & Outs!!!

The View from the Top / GSSM's President's Perspective

What, it's June already. My goal is that by June I will have completed 6 models. I try to get one a month. But this year I have only completed 5. I have 4 on the shelf of doom that I have started only to lose interest. Generally, when I lose interest in a model it is generally because I fucked it up somehow. A ZM F-4E that the inlets just aren't right. A large gap, and I swear that I followed the directions and dry fit everything before hand. I have two Eduard Spitfires that the wing root isn't right. Generally, I attach the top wing to the wing root first, before attaching the lower wing. But, no.... I thought this time will be different, but it wasn't. So, off to the shelf of doom. I may finish them one day, but I just chalk up to lessons learned. So, what do you guys do. Do you finish every model you start?

Also, I recently came across a stash of models, about 100 all told. However, about 90% Of them had been started, some close to completion. This builder would start on a kit, lose interest, and start another one. And, in essence, would bounce around his stash of kits with the goal of completing them all. Well, he decided he didn't want them anymore and was looking for folks to take them off his hands. A lot ended up in the trash bin. Don't be this guy.




....We won't get fooled again!

The 2nd of February (2024) marked the "official" first flight of the F-16! 50 years sure passed in a blink of an eye, but do you remember the plethora of kits that became available?

Thou not officially introduced to the general public until August of 1978 I remember my first F-16 kit.... The Revell version..waitthat's the prototype....ah, here comes Italeri's offering!! Ah, now that's..... wait....oh, the A/B version.....the XL, Cranked Arrow....etc..etc.. Between all the brands, and variants, you suddenly had ten F-16 kits and not one of them were "accurate".

Just last year I bought the Tamiya 1/72 CJ-Block 50 with all the trimmings. Maybe I'll build this one as I think I may have only built one from the original stash. Here we go again!!





Just the other day, Italeri announced the release of their F-35C with folding wings. Wait, you mean....nope, the A and B wings do not fold. There are “Beast Mode”, international versions, and clean wings too!! Wait until the MLUs come out.....and I’m sure there’ll be a “G” variant, eventually.

This is why I kinda stopped buying modern aircraft kits. The configurations change so quickly, and they kept hanging silly new antennas, flare, and chaff dispensers all over the place. IR balls, weapons, ECM & “sniper” pods too..... Are your Turkey Feathers retracted, expanded, or missing (F-15s)?

I have to admit, I was looking into Tamiya’s 72nd F-35A but fortunately I am not in a hurry to have one on the shelf as it may be a while as I still have some Vietnam era and WWII birds in the pipeline. At least we won’t be seeing chaff & flare dispensers appear on Me-109s.....I hope!! Maybe a Dragon “Luftwaffe-49” kit....

What’s interesting however, is that I haven’t seen a lot of “modern” birds around the GSSM table either. Guess we’re all kinda stuck in the past. As for my Tamiya CJ-Block 50.....I think I’ll do something special...after all, I bought new decals and AK’s RC245 – Have Glass Grey..... Cha-Ching \$\$\$

Possible BeachCon 25 Themes

- Pacific Theater (WWII)
- No Theme
- Big Bang
- Go Navy
- South Carolina
- East Coast
- What Ifs
- Spring Thaw
- Things that happened in the spring
- Spanish Civil War (1937)
- Damn Busters (1943)
- Muscle Cars
- Century Series
- The Great War (WWI)
- Six Day War
- Middle East Conflicts

Show & Tell




Rick is first up with a personal tribute to an F-104B he had some familiarity with in days of old. Using the Hasegawa 1/48th scale example he Dayglo'd it using MRP's brand. Rick says it's the best example of Dayglo Orange he's ever worked with..... Even candy-striped the Pitot/Static tube.....

His entry into the group build is the Tamiya Fw 190F-8 also in quarter scale. He should "flip" the schemes and do some "What Ifs". Some Dayglo Orange on an Fw 190 would be stunning..... ;)



Herb regaled us with some pickings from his cabinet. Tamiya's 1/35 Sherman with Legend's sandbags. "Waiting for Orders" looks as though it's fall of '44 and deep in the thick of it. Looks like he's scheming up something new as well.... We'll keep an eye out for what's next....



Earl, on the other side of the coin, assaulted us with Tamiya's King Tiger in 1/35th. This one has the Porsche Turret. Usually constructing aircraft, this one's Earl's entry into the group build. Very nice Earl!!

Not to be out gunned, Scott "Magic Tracked" his way through the Ardens Offensive with Dragon's 35th scale Panther G Command Tank. Dressed "to kill", this Steel Wheeled variant is Scott's winning entry for the group build. Congrats Scott!!

Scott has also employs Payne's Grey watercolor (tube) and 4B (# 4 Black) pencils to get that dirty and worn look for the overall appearance.



Andrew, the judge for this group build, could not compete but that did not stop him from bringing in his "Messerspit" back in for another look. The marrying of an 109-F engine with a Spitfire chassis must have been a wild ride..... Likewise, he's working on something special....a Greek aviator/hero, whose exploits are legendary to Greek aviation. We look forward to an article from him to match the work he's performing for a mid-flight diorama. **Opa!!**



Harry's been at it again. This time it's Tamiya's 1/20th Porsche 935 Vaillant for his entry (German....and definitely NOT a Messerschmidt) into the group build. He used Tamiya's Cobalt Green rattle can to match the colors on the box..... Spent a lot of time on the decals and a great deal of polishing to get the look. His work keeps getting better guys.....maybe he'll go to the Nationals soon!?!?!?





Look at THIS guy!! No, not Dayne.....his ZOUKEI-MURA IMS 1/100 IMS Engage SR1. With that sword, it looks like it could kick some real butt!!!



Nice venture away from the usual Ruskie aircraft. Nice job Dayne....and nice to see ya!!





Jason's group build entry is the Kirin (Dragon?) 35th scale example of Sd.Kfz. 138/1 Ausf. H "Grille". Builds up into a nice example of the German's continued use of the Pz. 38(t) (ČKD LT vz. 38) Czech platform.

He also brought in ICMs 3 vehicle example of the Maultiers. I believe he said that the kit was part of the IPMS/USA reviews and that he looks forward to digging into all that plastic!!





....and then, there's Chad! He first discovered that Heller had placed the associated 1/48th decals for a 72nd scale kit.

Using ALCLAD metals, with black base, he's had a devil of a time getting the mixed aluminum finish. Tape pulls and a rough finish has caused him stop and reflect.

Though many GSSM members offered their thoughts, there was no clear cause....or solution for the issue(s). Could be something in the translation after all....it is Heller.



Shame to have the issue(s) as it looks well-constructed and that may be Hartman's post war mount. We'll see if he pulls this one out....or augers in.....

Good luck Chad!!



Upcoming Contest & Events



[IPMS/USA National Convention 2024 Information](#)

July 17-20, 2024

Please click on an image to go to the website

IRON MODELER TEAM CONTEST

Introducing Gold, Silver, Bronze Judging !



(2022 was a great show & we're BACK!!)

Early *discounted* registration now available

Same great venue!

Same fun event!

More categories to enter!

Pre-Register and save here:

<https://www.ecpmod.com/model-entry.html>



The Roanoke Valley Chapter of the International Plastic Modelers Society
Presents the

2024

78

Contest Categories



Special Awards:
Best Great War Subject
Best "REEL MODEL" Subject
The LEO Award

Keeping History Alive...One Model At A Time.

Scale Model Contest, Show and Swap Meet.

Saturday August 10

Salem Civic Center
Salem VA



Vendor Setup 6:30am
Doors Open: 9:00am - Awards Start: 4:30pm



Visit RVIPMS.COM for rules clarifications, itinerary and other info.

Contest Chairman & Vendor Contact Greg Clower 540-650-1552 gclower@aol.com	Co-Chairman & Club Contact Rocky Sink 540-580-2023 snkchevcol@aol.com	Raffle Donation & Sponsor Contact Tim Ward 540-353-2177 twardf86@aol.com
---	--	---

FLIGHT 19 I.P.M.S. FORT LAUDERDALE PRESENTS

BASH TO THE EIGHTIES

THE MODEL FEST '24

SATURDAY
AUGUST 24TH



ANNUAL SCALE MODEL SHOW & COMPETITION

- FREE TO THE PUBLIC - \$15⁰⁰ COMPETITION ENTRY FEES
- 1ST, 2ND, & 3RD PLACE AWARDS FOR ALL CATEGORIES
- BEST IN SHOW AWARD FOR EACH MAJOR CATEGORY
- PRESIDENT'S AWARD & MOST POPULAR AWARDS
- SPECIAL "BACK TO THE 80s" & KIT BASH CATEGORIES FOR ENTRY
- RAFFLE PRIZE DRAWINGS OPEN TO ALL (MINIMUM \$1 PER TICKET)
- VENDOR TABLES & MODEL SALES

LOCATION: PBN CHURCH -916 NE 4TH ST, POMPANO BEACH, FL 33060
TIMES: 9:00 AM - 5:00 PM
PARKING: SELF PARKING (FREE)
WWW.FLIGHT19IPMS.ORG

Scan To Register
Entries & View
Judging Rules



Contest Sites

<i>IPMS USA Events & Contests</i>	Event Calendar
<i>AMPS (Armor Modeling & Preservation Society)</i>	Events accessible via AMPS Main Page
<i>Model Cars Magazine Forum</i>	Contests & Shows
<i>Cybermodeler Online</i>	Scale Modeling Event Calendar

As always....if you find any broken links, or have one to suggest, please let Chaz know!!